



Dell Data Protection | Endpoint Recovery™ 1.0

Release Notes

October 15, 2015

These release notes provide information about the Endpoint Recovery 1.0 release.

[About Dell Data Protection | Endpoint Recovery 1.0](#)

[New Features](#)

[System Requirements](#)

[Product Licensing](#)

[Getting Started](#)

[Globalization](#)

[About Dell](#)

About Dell Data Protection | Endpoint Recovery 1.0

Dell Data Protection | Endpoint Recovery (DDP | ER) is a software solution that provides set-and-forget file backup, easy recovery, and extensive reporting capabilities. With DDP | ER you can determine what files and folders to back up and how often to back them up. You determine where backups are stored and how many revisions to retain. User activity, files, and scheduled backup reports are generated to view results. System status alerts are sent to email and Twitter accounts to keep you updated on Endpoint activity and status.

Key Benefits

- Back up and restore your computer files and directories to and from external drives and network shares.
- Back up and restore the entire computer system state.
- Dashboard monitoring of current, scheduled, completed, and recent events.
- Alert generating to email and Twitter accounts indicating DDP | ER status.

New Features

New features in DDP | ER Version 1.0:

- Dashboard - view backup activity, backup jobs, current activities, scheduled jobs, completed jobs, and recent events.
- Destinations - add backup destinations, manage retention policies, clean, and attach destinations.
- Backup - files and folders, create scheduled backups, and create system state backups.
- Restore - files, restore controls, basic restores, advanced restores, and restores from system state backups.
- Manage - change user-level account and alert settings and change administrator-level system, email, and advanced settings.

System Requirements

Before installing DDP | ER 1.0, ensure that your system meets the following minimum hardware and software requirements.

Hardware Requirements

Table 1: List of hardware requirements

Requirements	Details
CPU	Minimum - Single core x86 CPU Recommended - Dual core (or higher) x86 CPU
Memory	2 GB RAM or higher

Software Requirements

Table 2: List of software requirements

Requirements	Details
Operating System	Microsoft Windows 7 32-bit and 64-bit (x64) (All Service Packs) Microsoft Windows 8.1 32-bit and 64-bit (x64) (All Service Packs) Microsoft Windows 10 32-bit and 64-bit (x64) (All Service Packs)
Additional Software	The software components below are required by DDP ER, and will be installed automatically by the DDP ER installer. <ul style="list-style-type: none">• Microsoft Windows .Net 4.5
Ports	<ul style="list-style-type: none">• 5345• 8631

- 8632



NOTE: The ports listed above are the application defaults. If the default ports are occupied by another application, DDP | ER will find and use a free port close to the default value.

Product Licensing

- If you purchased DDP | ER and received your new license, enter the License Key and Site Message value during the installation or register DDP | ER later.
- Upon installation (or upgrade), the user will be prompted for a license. If a valid license is not entered, then the user will not be able to continue the installation process.
- If you purchased DDP | ER but have not received your new DDP | ER license, please go to <https://www.dell.com/support/licensing> and request your upgrade.
- If you have any other licensing questions related to your purchase, please go to <https://www.dell.com/support/licensing>.
- If you want to purchase DDP | ER or require a trial extension, please contact your sales representative or send an email to info@software.dell.com.

Getting Started

Contents of the Release Package

The DDP | ER release package contains the following products:

- Endpoint.exe—32-bit installer
- Endpoint-x64.exe—64-bit installer

Installation Instructions


To install DDP | ER

TIP: During installation (or upgrading), you will be prompted for a license. If a valid license is not entered, then you will not be able to continue the installation process.

1. Double-click the DDP | ER setup installer.
2. Review the Dell Software License, and select **I accept the terms in the license agreement**.
3. In the Destination field, either accept the current installation path, or browse to the desired path.
4. Click **Install**.
5. Click **Finish**.

In addition, you will need to specify the following during the installation and configuration process:

- **An Administrator account** - This is an account local to DDP | ER. You will need to configure an administrator account for DDP | ER. This account will have access to all data and configuration options in the application. You may also create a user account that has restricted access.
- **At least one destination** - a destination is a collection of files that contains all of your backup data. You specify the location of the destination during the initial configuration of DDP | ER. We recommend that you create two destinations - one on a removable drive (USB thumb drive or removable hard drive) for critical data, and one on a network share for more complete backups.

 **NOTE:** During installation there are limitations on specifying shares as destinations. You can define a complex share as a destination after installation.

Additional Resources

Get the latest product information, find helpful resources, and join a discussion with the Endpoint Dell team and other community members. Join the LiteSpeed community at:

<http://en.community.dell.com/techcenter/data-protection/endpoint>.

Globalization

This section contains information about installing and operating this product in non-English configurations, such as those needed by customers outside of North America. This section does not replace the materials about supported platforms and configurations found elsewhere in the product documentation.

This release is Unicode-enabled and supports any character set. It supports simultaneous operation with multilingual data. This release is targeted to support operations in the following regions: North America, Western Europe and Latin America, Central and Eastern Europe, Far-East Asia, Japan.

About Dell

Dell listens to customers and delivers worldwide innovative technology, business solutions and services they trust and value. For more information, visit www.dell.com.

Contacting Dell

Technical Support:

www.dell.com/DDPESupport

DDP Support:

877.459.7304 Ext. 4310039

Online submissions:

<http://www.dell.com/support/incidents-online/us/en/04/contactus>

Technical Support Resources

ProSupport for Software

Rely on Global Support services for fast response and resolution

When it comes to supporting IT solutions, you can rely on global support services so you can focus on critical business imperatives.

ProSupport for Software provides you with access to our global team of certified engineers that serve as a primary support provider for troubleshooting multivendor third-party software and Dell-branded software titles deployed across the data center environment.

We deliver a consistent level of software support services across your server, storage and networking hardware to minimize disruptions while helping you maintain a high level of availability and operational excellence. Whether you are managing software in a physical, virtual or cloud environment, our global support services will be there to help get the most out of your IT solutions.

With Dell ProSupport for Software, you can:

- Expect quick resolution to software issues that reside within multi-vendor environment with our proactive collaboration and engagement with third-party vendors
- Minimize disruptions by leveraging our certified engineers with deep knowledge and expertise to identify and correct problems with Microsoft Lync, Exchange, SharePoint, SQL and System Center
- Leverage our 24x7 customer communication options (phone, web, chat, email) to engage with us in the way that's right for you
- Gain peace of mind knowing that our global team of expert resources are available when and where you need them

Third-Party Contributions

This product contains the third-party components listed below. For third-party license information, go to <http://software.dell.com/legal/license-agreements.aspx>. Source code for components marked with an asterisk (*) is available at <http://opensource.dell.com>.

Table 3: List of third-party contributions

Component	License or acknowledgement
Eto.Parse	This component is governed by the MIT license.
Intel® IPP	This component is governed by the Intel license.
PostgreSQL	This component is governed by the PostgreSQL Database Management System license.
RapidXML	This component is governed by the MIT license.
wpf-notifyicon	This component is governed by CPOL license.

Copyright

© 2015 Dell Inc.
ALL RIGHTS RESERVED.

This guide contains proprietary information protected by copyright. The software described in this guide is furnished under a software license or nondisclosure agreement. This software may be used or copied only in accordance with the terms of the applicable agreement. No part of this guide may be reproduced or transmitted in any form or by any means, electronic or mechanical, including photocopying and recording for any purpose other than the purchaser's personal use without the written permission of Dell Software Inc.

The information in this document is provided in connection with Dell Software products. No license, express or implied, by estoppel or otherwise, to any intellectual property right is granted by this document or in connection with the sale of Dell Software products. EXCEPT AS SET FORTH IN DELL SOFTWARE'S TERMS AND CONDITIONS AS SPECIFIED IN THE LICENSE AGREEMENT FOR THIS PRODUCT, DELL SOFTWARE ASSUMES NO LIABILITY WHATSOEVER AND DISCLAIMS ANY EXPRESS, IMPLIED OR STATUTORY WARRANTY RELATING TO ITS PRODUCTS INCLUDING, BUT NOT LIMITED TO, THE IMPLIED WARRANTY OF MERCHANTABILITY, FITNESS FOR A PARTICULAR PURPOSE, OR NON-INFRINGEMENT. IN NO EVENT SHALL DELL BE LIABLE FOR ANY DIRECT, INDIRECT, CONSEQUENTIAL, PUNITIVE, SPECIAL OR INCIDENTAL DAMAGES (INCLUDING, WITHOUT LIMITATION, DAMAGES FOR LOSS OF PROFITS, BUSINESS INTERRUPTION OR LOSS OF INFORMATION) ARISING OUT OF THE USE OR INABILITY TO USE THIS DOCUMENT, EVEN IF DELL SOFTWARE HAS BEEN ADVISED OF THE POSSIBILITY OF SUCH DAMAGES. Dell Software makes no representations or warranties with respect to the accuracy or completeness of the contents of this document and reserves the right to make changes to specifications and product descriptions at any time without notice. Dell Software does not make any commitment to update the information contained in this document.

If you have any questions regarding your potential use of this material, contact:


Dell Inc.
Attn: LEGAL Dept
5 Polaris Way
Aliso Viejo, CA 92656


Refer to our web site (software.dell.com) for regional and international office information.

Trademarks

Dell, the Dell logo, and Dell Data Protection | Endpoint Recovery are trademarks of Dell Inc. and/or its affiliates. Other trademarks and trade names may be used in this document to refer to either the entities claiming the marks and names or their products. Dell disclaims any proprietary interest in the marks and names of others.

Legend

 **CAUTION:** A CAUTION icon indicates potential damage to hardware or loss of data if instructions are not followed.

 **WARNING:** A WARNING icon indicates a potential for property damage, personal injury, or death.

 **IMPORTANT NOTE, NOTE, TIP, MOBILE, or VIDEO:** An information icon indicates supporting information.